

Using Free Web Resources to build a Standards Based Social Studies Lesson



Rob Lipton

BCIU – Educational Technology Administrator

What are we going to Accomplish

- Standards Align System (SAS)
 - Find PA Social Studies Standards - <http://www.pdesas.org/>
- Thinkfinity
 - Catalog of over 100,000 instructionally specific websites - www.thinkfinity.org/
- Discovery Education
 - Content rich multimedia resources website - <http://www.discoveryeducation.com/>

<http://www.pdesas.org/>

The screenshot shows the Pennsylvania Standards Aligned System (SAS) website. The browser window displays the URL www.pdesas.org. The website header includes the Pennsylvania Department of Education logo, the SAS logo, and navigation links: Welcome, Guest, Login, Teacher Tools, Home, and Help. A search bar is located in the top right corner.

The main navigation menu includes: Clear Standards, Fair Assessments, Curriculum Framework, Instruction, Materials & Resources, and Interventions. A red circle highlights the 'Clear Standards' button, with a red arrow pointing to it from the left.

The 'Standards Aligned System' section describes it as a comprehensive approach to support student achievement across the Commonwealth. It includes a link to the new PA graduation requirements section.

The 'SAS PORTAL SITE UPDATES' section lists recent news items:

- 10/1/2011** Congratulations to the 2011-2012 SAS Model Districts! Congratulations to the SAS Model Districts: Catasauqua, Gateway, Haverford,...
- 9/16/2011** SAS Trainings - Fall 2011 The SAS Fall 2011 professional development calendar is now posted. To...
- 8/1/2011** SAS Model District Project SAS Model District PDE is offering an exciting opportunity for districts ...

A 'Subscribe to RSS' link is provided below the updates.

The right sidebar displays statistics and user options:

- Registered Users Online: 49
- Total Page Views: 16,642,980 (View more stats)
- Registered User? Login
- New User? Join Now!
- Upcoming Trainings & Events: 15

The footer includes copyright information: Copyright © 2011 Commonwealth of Pennsylvania, and links to About SAS, Contact Us, Terms of Use, and FAQ.

Standards Search Web-Page

The screenshot shows the Pennsylvania Standards Search web page in a Windows Internet Explorer browser. The page title is "Welcome to Discovery Education | Discovery Education - Windows Internet Explorer". The address bar shows the URL "www.pdesas.org/Standard/Views". The page features the Pennsylvania Department of Education logo and the "SAS Standards Aligned System" branding. A search bar is located at the top right, with a "Search" button and a link to "Advanced Search". Below the search bar, there are several tabs: "Clear Standards", "Fair Assessments", "Curriculum Framework", "Instruction", "Materials & Resources", and "Interventions". Under the "Clear Standards" tab, there are sub-tabs: "View Standards", "Vertical Viewer", "Keyword Search", "Browse Standards", "Download PDFs", "Unpacking the Anchors", and "Common Core". The "View Standards" sub-tab is selected. The main content area contains text explaining that Pennsylvania Standards describe what students should know and be able to do, and that they increase in complexity and sophistication as students progress through school. Below this text, there is a section titled "These standards are offered as a voluntary resource for Pennsylvania's schools and await action by the State Board of Education. The course level standards are offered as a voluntary resource for Pennsylvania's schools." This section contains three dropdown menus: "Select a Grade Level/Subject Area", "Select a Course", and "Select a School-Wide Area of Focus". The "Select a Grade Level/Subject Area" dropdown is currently set to "Select a Grade Level", and the "Select a School-Wide Area of Focus" dropdown is currently set to "All Subject Areas". A yellow "Search" button is located below these dropdowns. A red arrow points from the left side of the image to the search filters. At the bottom of the page, there are links for "Drill Down", "Print", and "Create PDF". The footer contains the copyright information "Copyright © 2011 Commonwealth of Pennsylvania" and links for "About SAS", "Contact Us", "Terms of Use", and "FAQ". The Windows taskbar at the bottom shows the Start button and several open applications, including "Clear Standards - Vie...", "Inbox - Microsoft Out...", "FW: Promethean Boa...", "Welcome to Discover...", "Using Free Web Reso...", and "Using Free Web Reso...". The system clock shows the time as 9:52 AM.

Welcome to Discovery Education | Discovery Education - Windows Internet Explorer

www.pdesas.org/Standard/Views

bol.berksiu.org/Pages... Sirius XM

pennsylvania
DEPARTMENT OF EDUCATION
SAS Standards Aligned System

Welcome, Rob Logout Teacher Tools Home Help

Search Advanced Search

Clear Standards Fair Assessments Curriculum Framework Instruction Materials & Resources Interventions

View Standards Vertical Viewer Keyword Search Browse Standards Download PDFs Unpacking the Anchors Common Core

Pennsylvania Standards describe what students should know and be able to do; they increase in complexity and sophistication as students progress through school. Using this tool, you can locate specific standards, anchors, and eligible content based on subject area and grade level or course. Select the subject area and grade level, or select the course to view the related standards.

These standards are offered as a voluntary resource for Pennsylvania's schools and await action by the State Board of Education. The course level standards are offered as a voluntary resource for Pennsylvania's schools.

Select a Grade Level/Subject Area Select a Course Select a School-Wide Area of Focus

Select a Grade Level

All Subject Areas

Search

Drill Down Print Create PDF

Copyright © 2011 Commonwealth of Pennsylvania About SAS Contact Us Terms of Use FAQ

start Clear Standards - Vie... Inbox - Microsoft Out... FW: Promethean Boa... Welcome to Discover... Using Free Web Reso... Using Free Web Reso... 9:52 AM

Welcome to Discovery Education | Discovery Education - Windows Internet Explorer

Sirius XM thinkfinity - Google Search Clear Standards - View Stands

www.pdesas.org/Standard/Views

bol.berksiu.org/Pages... Sirius XM

pennsylvania
DEPARTMENT OF EDUCATION

SAS Standards Aligned System

Clear Standards Fair Assessments Curriculum Framework Inst

View Standards Vertical Viewer Keyword Search Browse Standards

Pennsylvania Standards describe what students should know and be able to do; they increase school. Using this tool, you can locate specific standards, anchors, and eligible content based and grade level, or select the course to view the related standards.

These standards are offered as a voluntary resource for Pennsylvania's schools and await standards are offered as a voluntary resource for Pennsylvania's schools.

Select a Grade Level/Subject Area Select a Course Sele

9-12 Band

Select a Grade Level

Pre-Kindergarten

K-2 Band

Kindergarten

1st Grade

2nd Grade

3-5 Band

3rd Grade

4th Grade

5th Grade

6-8 Band

6th Grade

7th Grade

8th Grade

9-12 Band

9th Grade

10th Grade

11th Grade

12th Grade

Drill Down

Copyright © 2011 Common

Select a Grade Level/Subject Area Select a Course Select

9-12 Band

Civics and Government

All Subject Areas

Driver's Education

Reading, Writing, Speaking, and Listening

Reading Comprehension

Listening

Speaking

Writing

Writing Research

Word Study

Mathematics

Science and Technology and Engineering Education

Science

Technology and Engineering

Environment and Ecology

Civics and Government

Economics

Geography

History

Arts and Humanities

Dance

Drill Down

Copyright © 2011 Common

Union Free Web Resources to build a Standards Based Lesson 10-24-2011 - Microsoft PowerPoint

Sirius XM thinkfinity - Google Search Clear Standards - View Stands

www.pdesas.org/Standard/Views#114,115,116,117[777]00

bol.berksiu.org/Pages... Sirius XM

9-12 Band

Civics and Government

Search

Drill Down Print Create PDF

Subject Area - 5: Civics and Government

Standard Area - 5.1: Principles and Documents of Government

Grade Level - 5.1.3: GRADE 9

Standard

5.1.3.A: Apply examples of the **rule of law** as related to **individual rights** and the **common good**. Materials & Resources

5.1.3.B: Analyze the major arguments advanced for different systems of **government**. Materials & Resources

5.1.3.C: Analyze the principles and ideals that shape United States **government**. Materials & Resources

Liberty / Freedom

Democracy

Justice

Equality

5.1.3.D: Compare and contrast the basic principles and ideals found in significant documents: Materials & Resources

Declaration of Independence

United States Constitution

Bill of Rights

Pennsylvania Constitution

5.1.3.E: Demonstrate an understanding of how the PA Constitution and the US Constitution co-exist. Materials & Resources

5.1.3.F: Analyze the role political symbols play in **civil disobedience** and patriotic activities. Materials & Resources

Grade Level - 5.1.12: GRADE 12

start Clear Standards - Ve... Infos - Microsoft Out... FAV: Prosesthan Box... Welcome to Discover... Using Free Web Reso... Using Free Web Reso... 10:16 AM

9-12 Band

Civics and Government

Search

Results

- Drill Down

- Print

Create PDF

Subject Area - 5: Civics and Government

Standard Area - 5.1: Principles and Documents of Government

Grade Level - 5.1.9: GRADE 9

Standard

5.1.9.A: Apply examples of the **rule of law** as related to **individual rights** and the **common good**.

[Materials & Resources](#)

5.1.9.B: Analyze the major arguments advanced for different systems of **government**.

[Materials & Resources](#)

5.1.9.C: Analyze the principles and ideals that shape United States **government**.

[Materials & Resources](#)

- **Liberty / Freedom**

- **Democracy**

- **Justice**

- **Equality**

5.1.9.D: Compare and contrast the basic principles and ideals found in significant documents:

[Materials & Resources](#)

- Declaration of Independence

- United States Constitution

- **Bill of Rights**

- Pennsylvania Constitution

5.1.9.E: Demonstrate an understanding of how the PA Constitution and the US Constitution co-exist.

[Materials & Resources](#)

5.1.9.F: Analyze the role political symbols play in **civil disobedience** and patriotic activities.

[Materials & Resources](#)

Resource Alignment Example

Subject Area - 5: Civics and Government

Standard Area - 5.1: Principles and Documents of Government

Grade Level - 5.1.9: GRADE 9

Standard

5.1.9.A: Apply examples of the **rule of law** as related to **individual rights** and the **common good**.

 Materials & Resources

5.1.9.B: Analyze the major arguments advanced for different systems of **government**.

 Materials & Resources

5.1.9.C: Analyze the principles and ideals that shape United States **government**.

 Materials & Resources

- Liberty / Freedom

- Democracy

- Justice

- Equality

5.1.9.D: Compare and contrast the basic principles and ideals found in significant documents:

 Materials & Resources

- Declaration of Independence

- United States Constitution

- Bill of Rights

- Pennsylvania Constitution

Example of 5.1.9.A: Materials

Subject Area - 5: Civics and Government

Standard Area - 5.1: Principles and Documents of Government

Grade Level - 5.1.9: GRADE 9

Standard

5.1.9.A: Apply examples of the **rule of law** as related to **individual rights** and the **common good**.

 Materials & Resources

5.1.9.A: Apply examples of the rule of law as related to individual rights and the common good.

Subject Area
5 : Civics and Government

Standard Area
5.1 :
Principles and Documents of Government

Grade Level
5.1.9 :
GRADE 9

Standard
5.1.9.A :
Apply examples of the rule of law as
related to individual rights and the
common good.



- Lesson/Unit Plan



- Instructional Content



- Educational Resources



- Assessment



- Videos



- Web-Based Content

Materials & Resources - 15 Results



History of Voting in the United States: Create a Virtual Exhibit

Web-based Content

Grade(s):9th Grade, 10th Grade, 11th Grade,
12th Grade



Thomas Jefferson on the Sedition Act

Web-based Content

Grade(s):9th Grade, 10th Grade, 11th Grade,
12th Grade



The Mystery of the Voters Who Don't Vote

Web-based Content

Grade(s):9th Grade, 10th Grade, 11th Grade,
12th Grade



Farm Aid in the 2000's

Web-based Resource

Grade(s):



Add to My Portfolio



Send to a Friend



Printer Friendly Version

History of Voting in the United States: Create a Virtual Exhibit

Subject

Speaking

Grade Levels

9th Grade , 10th Grade , 11th Grade , 12th Grade

Related Academic Standards

Commonwealth of Pennsylvania Standards and Anchors

5.1.9.A

Apply examples of the **rule of law** as related to **individual rights** and the **common good**.


5.1.12.A

Analyze the sources, purposes, functions of law, and how the **rule of law** protects **individual rights** and promotes the **common good**.

5.2.9.D

Analyze **citizens'** roles in the political process toward the attainment of goals for individual and public good.

Next Slide



Link to Website

5.2.U.D

Evaluate and demonstrate what makes competent and responsible **citizens**.

5.2.12.D

Evaluate and demonstrate what makes competent and responsible **citizens**.

[View All](#)

Description

In this teacher guide "The Object of the Game" a cooperative project between the Smithsonian's National Museum of American History and George Mason, you will find a lesson plan and annotated links to the resources. All of these materials are available to prepare students to partake of the interactive portions of the site. A close examination of the primary sources and curators interviews should enable students to submit thoughtful questions for the Forums with curators and historians.

Web-based Resource

Access this resource at:

[History of Voting in the United States: Create a Virtual Exhibit](#)



Content Provider

Thinkfinity content is provided through a partnership between the Verizon Foundation, the philanthropic arm of Verizon Communications, and eleven of the nation's leading educational organizations, including: The American Association for the Advancement of Science; The International Reading Association; The John F. Kennedy Center for the Performing Arts; National Center for Family Literacy; Council for Economic Education; National Endowment for the Humanities; National Council of Teachers of English; National Council of Teachers of Mathematics; National Geographic Society; ProLiteracy, and The Smithsonian's National Museum of American History.



Behind the Scenes with the
Curators of the National
Museum of American History

[Guide](#)[Objects](#)[Forum](#)[Activity](#)

Teaching With The Voting Machine

[Intro](#)[Lesson Plan](#)[Resources](#)[Teacher's Home](#)

History of Voting in the United States: Create a Virtual Exhibit

Welcome the Teaching Materials and Resources for the Voting Machine Object Lesson. In this portion of the site, you will find a lesson plan and annotated links to other online resources.

In thinking about teaching with the Voting Machine Object Lesson, it is useful to note some organizational characteristics of the main portion of the Web site. First, the Object Lesson is divided into four areas:

- Introduction: a brief contextual movie that deals with voting in U.S. History and a QuickTime Virtual Reality representation of the 1898 Standard Voting Machine.
- Explore: a collection of primary sources and curator interviews designed to focus on the voting machine as an object, the voting machine in historical context, and the voting machine within the museum. This portion of the site allows students to browse content and explore their own interests.
- Tours: primary sources and curator interviews from the Explore section organized into two thematic tours. The Brief tour deals with voter reform and machine politics. The Extended tour deals with the expansion and contraction of franchise between the Reconstruction Amendments and the granting of Women's Suffrage.
- Resources: annotated links to other online resources that are related to voting and the themes highlighted on the site



Behind the Scenes with the
Curators of the National
Museum of American History



Guide Objects Forum Activity

Teaching With The Voting Machine



Intro Lesson Plan Resources Teacher's Home

Activity 1

Activity 2

Activity 3

Standards

History of Voting in the United States: Create a Virtual Exhibit

Preliminary Activity

Plan of Instruction:

Introduction to Doing History with Objects

- Ask students to consider an object that has been handed down from one person to another in their family. How is this object a part of their personal and family history? Take a few minutes to share and discuss some answers.
- Assign students to computers, and direct them to the Guide to Doing History with Objects essay [<http://objectofhistory.org/guide/>]. Ask them to read the essay, and to note at the end of each section how their family's object reveals the kinds of historical perspectives that Lubar and Kendrick discuss.
- Bring students back together for a plenary discussion of their reflections.

Take Tour

Introduction

Explore

Tour

Resources

Overview

Virtual Object

Voting is integral to American democracy. But who gets to vote? How do they vote? These have been controversial questions throughout U.S. history, and the answers given have changed significantly over time. One crucial change came around 1900 as Americans started using mechanical voting machines such as the 1898 Standard Voting Machine. This reform in voting technology responded to fears that new kinds of voters—especially immigrants—were corrupting the election process.





Behind the Scenes with the
Curators of the National
Museum of American History

[Guide](#)[Objects](#)[Forum](#)[Activity](#)

The Voting Machine

[Introduction](#)[Explore](#)[Tour](#)[Resources](#)[Brief Tour](#)[Extended Tour](#)

In late nineteenth century, politics in the urban north often included organizations, or "machines" that controlled the disbursement of public resources. Reformers saw machine politics as a source of corruption and fraud, but working class individuals and new immigrants often viewed the machines as a source of security in an unsure social and economic environment.

Stop Thief!

Annotation

Thomas Nast's renowned illustrations in *Harper's Weekly* worked to expose the political corruption of the infamous machine run beginning in the 1860s by William "Boss" Tweed in New York City's Tammany Hall. Known for their corrupt dealings, the Democratic political machine used bribes, kickbacks, patronage, and sometimes engaged in voting fraud. At the same time, they often won immigrant support because they provided badly needed services to poor communities. Because Tammany Hall controlled voting, taxes, and contracts, reform groups believed that cleaning the election process was one way to help undercut the political machines (and take back political power). Nast's cartoon illustrates voting fraud while exposing the larger corruption of the Tweed Ring. This 1871 cartoon is captioned with a quotation from Charles Dickens' novel *Oliver Twist*: "They no sooner heard the cry, than, guessing how the matter stood, they issued forth with great promptitude; and, shouting 'Stop Thief!' too, and joined in the pursuit like *Good Citizens*."



Behind the Scenes with the
Curators of the National
Museum of American History



Guide Objects Forum Activity

Teaching With The Voting Machine



Intro Lesson Plan Resources Teacher's Home

*Votes for Women: Selections
from the National American
Woman Suffrage Association
Collection, 1848-1921*

(Library of Congress)

This site, representing a subset of items from the Library of Congress' National American Woman Suffrage Association (NAWSA) Collection, consists of 167 books, pamphlets, handbooks, reports, speeches, and other artifacts totaling some 10,000 pages dealing with the suffrage movement in America. Much of the larger collection was donated by Carrie Chapman Catt, the Association's longtime president. Also included are works from the libraries of some of the organization's officers and members, including Elizabeth Cady Stanton, Susan B. Anthony, Lucy Stone, Alice Stone Blackwell, Julia Ward Howe, Elizabeth Smith Miller, and Mary A. Livermore. Formed in 1890, NAWSA secured the passage of the 19th Amendment in 1920 through a series of well-organized state campaigns. The site includes two bibliographies of related works on the suffrage campaign, a 700-word essay on Catt, a timeline entitled "One Hundred Years toward Suffrage: An Overview," and links to 11 related collections. While a special application is necessary to view reproductions of documents and illustrations, texts of documents have been scanned and are word-searchable. Also see the site's pictorial partner at . Useful for studying women in politics, female leaders, and suffrage.

*Avalon Project: Documents in
Law, History and Government*

(Yale University Law School)


This website, sponsored by Yale Law School with the International Relations and Security Network (ISN), is a collection of over 3,500 full-text documents relevant to the fields of law, history, economics, politics, diplomacy, and government. The documents are divided into four century categories: pre-18th, 18th, 19th, and 20th. Includes treaties, presidential papers and addresses, and colonial charters, as well as state and federal

Resource

memory.loc.gov/ammem/naw/nawshome.html

[The Library of Congress](#)

 AMERICAN MEMORY



Selections from the
**National American
Woman Suffrage Association
Collection, 1848-1921**

[Rare Book and Special Collections Division, Library of Congress](#)

[Search](#) by Keywords | Browse by [Author](#) | [Title](#) | [Subject](#)

The NAWSA Collection consists of 167 books, pamphlets and other artifacts documenting the suffrage campaign. They are a subset of the Library's larger collection donated by [Carrie Chapman Catt](#), longtime president of the [National American Woman Suffrage Association](#), in November of 1938. The collection includes works from the libraries of other members and officers of the organization including: Elizabeth Cady Stanton, Susan B. Anthony, Lucy Stone, Alice Stone Blackwell, Julia Ward Howe, Elizabeth Smith Miller, Mary A. Livermore.

The mission of the Library of Congress is to make its resources available and useful to Congress and the American people and to sustain and preserve a universal collection of knowledge and creativity for future generations. The goal of the Library's National Digital Library Program is to offer broad public access to a wide range of historical and cultural documents as a contribution to education and lifelong learning.

The Library of Congress presents these documents as part of the record of the past. These primary historical documents reflect the attitudes, perspectives, and beliefs of different times. The Library of Congress does not endorse the views expressed in these collections, which may contain materials offensive to some readers.

Understanding the Collection	Working with the Collection
About the Collection	How to view
Timeline: One Hundred Years Toward Suffrage	Texts Images and illustrations
Related Resources	Copyright and Other Restrictions
Collection Connections	Building the Digital Collection

[+] FEEDBACK

start | Inbox - Micros... | website - Goo... | My Learning Pl... | Using Free We... | Using Free We... | Apple - Downlo... | Votes for Wom... | The Object of ... | 1:32 PM

A Great Activity!



Behind the Scenes with
Curators of the National
Museum of American History

Guide Objects Forum Activity

Activity: Create a Virtual Exhibit

Enter your exhibit's title here:

Enter your exhibit description here:

Give your virtual exhibit a title and write a thesis statement to describe it. Select items for your virtual exhibit by dragging them from the collection into the grey boxes. Include a few sentences of commentary that explains why you selected each item. Finally, when you click "Submit your virtual exhibit" you will be able to view your exhibit. The system will create a unique URL for each exhibit, so you should bookmark your exhibit in your browser and use the form to email the URL to yourself and your teacher.

Show by Collection: 



Drop the items into the grey boxes below to add them to your virtual exhibit.

1

Add commentary here.

2

Add commentary here.

3

Add commentary here.

4

Add commentary here.

Thinkfinity WebSite



Thinkfinity | verizon foundation

Home | Verizon Foundation | Contact Us | TIMS (formerly myThinkfinity)

visit our **Community**

In the Classroom | At Home & Afterschool | Professional Development | Get Connected | About Us

iCivics Impact Challenge

Enter to win a VGo Robot and videoconference session with retired Supreme Court Justice Sandra Day O'Connor

Speaker Series | New Mobile App | Halloween | iCivics Challenge

Enhance Learning with FREE lesson plans & educational resources

What are you looking for? **go**

State Standards Search

DISCUSSIONS

- Blackboard Learn Mobile App
- How do you address concerns about Halloween?
- Author Studies for 2nd Grade!
- Solving Word Problems the Singapore Way
- What new technology do you have in your classroom this year?

TODAY IN HISTORY

OCT 24

The United Nations officially came into existence in 1945...

BLOGS

VIDEO

Speaker Series Introduction

2011 Teacher of the Year Michelle Shearer describes her Speaker Series interview with Dr. Ben Carson.

LESSON PLANS

Creating Classroom Rules

Learn about creating classroom rules for diverse groups.

Grades K-2 | Science

EDUCATION SPEAKER SERIES

New to Thinkfinity?

We bring the power of learning to your fingertips

TAKE A TOUR

Social Studies Content Partners

Verizon Thinkfinity Content Partners produce the program's nine discipline-specific, standards-based Web sites. Each site includes lessons for teachers, activities to use in and out of the classroom

Presented by the [National Endowment for the Humanities](#), EDSITEment features lesson plans and additional classroom resources about art and culture, literature and language arts, foreign language, history and social studies.

Developed by the [National Geographic Society](#), the NG Education site brings geography, social studies, and science to life for educators, learners, and their families—in and out of the classroom.

Designed and developed by the [Smithsonian's National Museum of American History](#), the Smithsonian's History Explorer is a gateway to innovative, standards-based online resources for teaching and learning American history.

Thinkfinity Search

The screenshot displays the Thinkfinity website interface. At the top, the Thinkfinity logo is accompanied by the Verizon Foundation logo. Navigation links include Home, Verizon Foundation, Contact, and a link to the Thinkfinity Community. A secondary navigation bar offers categories: In the Classroom, At Home & Afterschool, Professional Development, Get Connected, and About. The main content area is titled 'Search Results' and includes 'SHARE' and 'PRINT' icons. Below this, tabs for 'Thinkfinity Content' and 'Thinkfinity Community Content' are visible. A pagination bar shows 'PAGE 1' and 'Showing 1 - 10 of 2850'. A sidebar on the right, titled 'Keyword Search', contains a search input field, radio buttons for 'Search Entire Site' and 'Search Within These Results', and a 'SEARCH' button. Below the search bar is a 'Refine Your Search' section with checkboxes for 'RESOURCES TYPES' (Activities, Audio, Collections, Interactives, Lesson Plans, Primary Sources, Videos, Worksheets) and 'GRADE LEVELS' (PreK, K-2, 3-5, 6-8, 9-12, Adult Learners). The main results list includes items like 'In The Courts', 'Marine Critical Issues: Case Studies', 'Lisa's Letter Logic: -un', and 'Oregon Trail', each with a brief description, URL, and 'Share | Show Details' options. A large red arrow points from the top navigation bar to the search sidebar.

Thinkfinity | verizonfoundation

Home | Verizon Foundation | Contact | Thinkfinity Community (formerly myThinkfinity)

vis Thinkfinity Community

In the Classroom | At Home & Afterschool | Professional Development | Get Connected | About

Search Results

SHARE PRINT

Thinkfinity Content | Thinkfinity Community Content

PAGE 1 2 3 4 5 Showing 1 - 10 of 2850 INCLUDE PARTNER REVIEWED RESOURCES

In The Courts
5 - 12
Our Judicial Branch has a big job! Do you think you have what it takes to be a judge and get the job...
URL: <http://www.icivics.org/web-quests/courts>

Marine Critical Issues: Case Studies
9 - 12 | Activity
Activity. Students use examples of marine protected areas to learn what case studies are and how they are used to examine and address human impacts to marine...
URL: <http://education.nationalgeographic.com/education/activity/marine-ecosystem-critical-issues-case-studies/>

Lisa's Letter Logic: -un
K - 3
Help Lisa use the word bits in the box to make words and solve each clue in this activity sheet from The Electric Company. Then make your own sentences using...
URL: http://media.thinkfinity.org/TEC/Activities/59_un.pdf

Oregon Trail
3 - 5 | Text | URL
A companion site to the PBS series on the first wave of westward expansion. ...
URL: <http://edsitement.neh.gov/websites/oregon-trail>

Keyword Search

What are you looking for?

☒ Search Entire Site
☐ Search Within These Results

SEARCH

Refine Your Search

RESOURCES TYPES:

- ☐ Activities
- ☐ Audio
- ☐ Collections
- ☐ Interactives
- ☐ Lesson Plans
- ☐ Primary Sources
- ☐ Videos
- ☐ Worksheets

Select All | Deselect All

GRADE LEVELS:

- ☐ PreK
- ☐ K-2
- ☐ 3-5
- ☐ 6-8
- ☐ 9-12
- ☐ Adult Learners

Select All | Deselect All

Standards Search



[Home](#) | [Verizon Foundation](#) | [Contact Us](#) | [TIMS \(formerly myThinkfinity\)](#)

visit our **Community** 

[In the Classroom](#)

[At Home & Afterschool](#)

[Professional Development](#)

[Get Connected](#)


[About Us](#)




Browse By Standards

Many states have adopted Common Core Standards in English/Language Arts and Mathematics but will not begin assessing for those standards until the 2014-15 school year. For those states, the Common Core Standards are **listed separately** in our search engine. Teachers in those states who want to locate Thinkfinity materials aligned to **Common Core Standards** can choose their state's Common Core option located **further down** in the Standards pull-down menu.


Standards


Select standards 

Grade

Please select a grade 


Subject

Please select a subject 

SEARCH 

Powered by  EdGate[™]

PA State Social Studies Standards Search



Thinkfinity | verizon foundation

Home | Verizon Foundation | Contact Us | TIMS (formerly myThinkfinity)

visit our **Community**




[In the Classroom](#) | [At Home & Afterschool](#) | [Professional Development](#) | [Get Connected](#) | [About Us](#)

[Browse By Standards](#) » Search Results

[NEW SEARCH](#)

State Standards Search

Pennsylvania Academic Standards: Social Studies - Grade 9

EXPORT TO    PRINT

PA.5.	Civics and Government	
5.1.	Principles and Documents of Government	
5.1.9.A.	Apply examples of the rule of law as related to individual rights and the common good.	View Results: 2
5.1.9.B.	Analyze the major arguments advanced for different systems of government.	View Results: 5
5.1.9.C.	Analyze the principles and ideals that shape United States government.	
5.1.9.C.1.	Liberty / Freedom	View Results: 5
5.1.9.C.2.	Democracy	View Results: 3
5.1.9.C.3.	Justice	View Results: 5
5.1.9.C.4.	Equality	View Results: 65
5.1.9.D.	Compare and contrast the basic principles and ideals found in significant documents:	
5.1.9.D.1.	Declaration of Independence	View Results: 10

Great Daily Activity for Your Classroom

Teacher Planning Calendar - Windows Internet Explorer

http://www.thinkfinity.org/today-in-history

File Edit View Favorites Tools Help

Favorites New Tab

Teacher Planning Calendar

TODAY IN HISTORY

erly myThinkfinity)

Thinkfinity | verizon foundation

visit our **Community**

In the Classroom At Home & Afterschool Professional Development Get Connected About Us

Lesson Plans Student Interactives 21st Century Skills Today in History Standards Alignment

Today In History

SHARE PRINT

Thinkfinity Keyword Search

What are you looking for? **SEARCH**

► National Arts and Humanities Month
► Harvest Some Autumn Learning Fun

Year Month Week Day

October 2011

Previous Next

Monday	Tuesday	Wednesday	Thursday	Friday	Saturday	Sunday
					1 The National Aeronautics and Space Administration began operation in 1958.	2 The Peanuts comic strip debuted in 1950.
3 East and West Germany were reunified in 1990.	4 Documentary photographer Dorothea Lange was inducted into the National Women's Hall of Fame in 2003.	5 Ray Kroc, builder of the McDonald's restaurant chain, was born in 1902.	6 George Horace Lorimer, long-time editor of the Saturday Evening Post, was born in 1868.	7 Edgar Allan Poe, poet and author, died in 1849.	8 World War I flying ace Eddie Rickenbacker was born in 1890.	9 Letters containing anthrax spores were mailed to Senators Daschle and Leahy in 2001.
10 The official birth of the metric system took place on this date in 1795.	11 The inaugural display of the AIDS Memorial Quilt occurred in 1987.	12 On this date in 1999, the population of the Earth reached six billion.	13 The cornerstone of the White House was laid in 1792.	14 Zhang Xuellang, Chinese military leader, died in Hawaii in 2001 at the age of 100.	15 Chef Emeril Lagasse was born in 1959.	16 Hackers redirected millions of AOL email messages in 1998.
17 Mexican women were granted the right to run for office and to vote in national elections in 1953.	18 Inventor Thomas Edison died in 1931.	19 The United States halted exports to Communist Cuba in 1960.	20 The Commemorative Coin Act of 1996 was signed into law.	21 The Marine Mammal Protection Act (MMPA) was enacted in 1972.	22 In 1966, the Supremes became the first all-female group to have an album hit number one.	23 Congress enacted the Marine Protection, Research, and Sanctuaries Act (MPRSA) in 1972.

start | Inbox - Microsoft Out... | Teacher Planning Cal... | Teachers Homepage... | Using Free Web Reso... | Sirius XM - Google Ch... | 2:52 PM

Adding Rich Multimedia Content

<http://www.discoveryeducation.com/>



The screenshot shows the Discovery Education website. At the top, there is a navigation bar with links for "Subscriber Login", "Passcode/New Users", "Help", and "STORE". Below this, a blue header contains the "Discovery EDUCATION" logo and navigation links for "Administrators", "Teachers", "Parents", "Students", and "About Discovery Education". A red circle and arrow highlight the "Subscriber Login" section, which includes a "Subscriber Login" button, a "Passcode/New User" button, a username input field, a password input field, a "Forgot username / password?" link, and a "LOGIN" button. The main banner features a lion cub in a savanna with the text "Inspiring Curiosity" and a description of the platform's mission, accompanied by a "LEARN MORE" button. Below the banner, there is a section for an "Exclusive LIVE Event with Labor Secretary Hilda L. Solis, Register Today!". The bottom of the page is divided into three columns: "Engage" (with a bee on a flower), "Transform" (with students at a computer), and "Achieve" (with a student celebrating at a laptop).

Discovery EDUCATION

Administrators Teachers Parents Students About Discovery Education

Subscriber Login Passcode/New User

Subscriber Login

Passcode/New User

Forgot username / password?

LOGIN

Inspiring Curiosity

Discovery Education supports teachers in accelerating student achievement, bringing the world of Discovery into classrooms to ignite students' natural curiosity.

LEARN MORE

Exclusive LIVE Event with Labor Secretary Hilda L. Solis, Register Today!

Join us October 27th 12:00-12:30 PM ET for "Own Tomorrow, Preparing for Your Future". Hear from Secretary Solis as she discusses programs and opportunities for students to help them chart their own success.

1 2 3

Engage

From engaging, standards-aligned rich media to interactive digital textbooks, our world-class content takes students beyond the classroom.

Curricular Resources

Transform

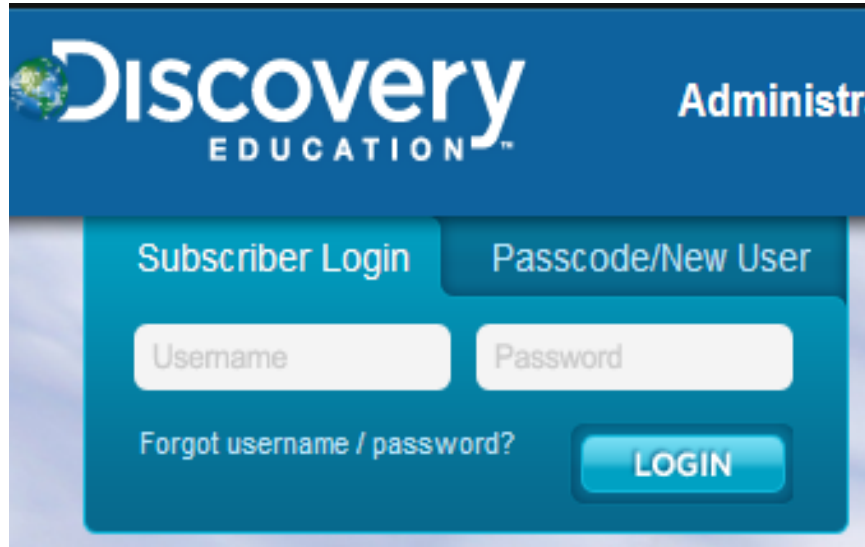
Extensive professional development opportunities and a passionate educator network support teachers in transforming the classroom experience.

Achieve

Measure results and accelerate student achievement with digital curriculum that engages today's students.

Customer Success

No Login ...No Problem



Discovery EDUCATION™ Administr

Subscriber Login Passcode/New User

Username Password

Forgot username / password?

LOGIN



Discovery EDUCATION™ Administr

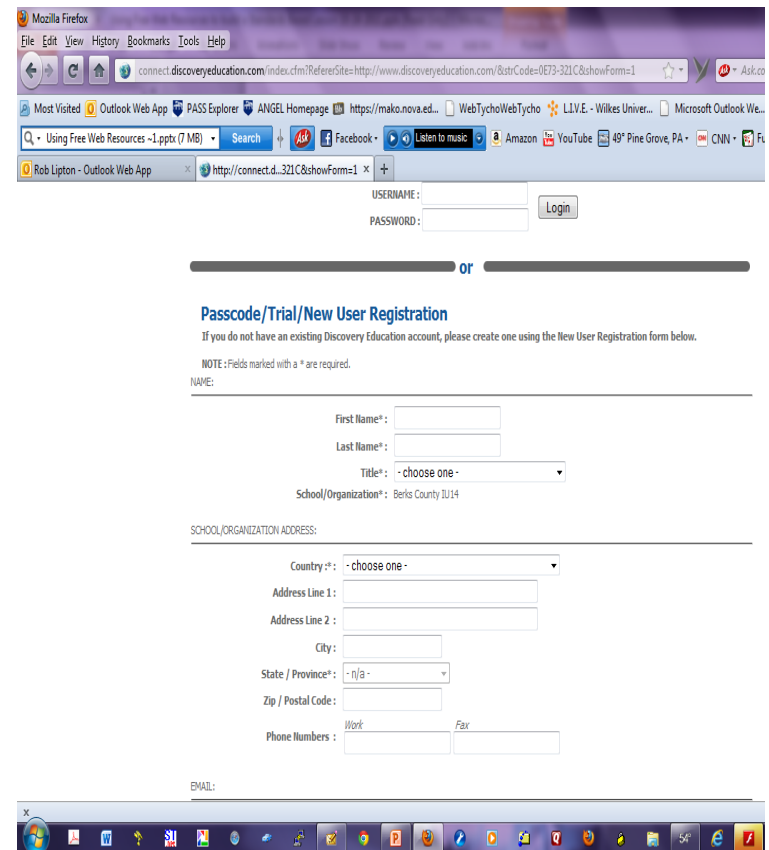
Subscriber Login Passcode/New User

0E73-321C

What is a passcode?

LOGIN

0E73-321C



Mozilla Firefox

connect.discoveryeducation.com/index.cfm?RefereSite=http://www.discoveryeducation.com/BstrCode=0E73-321C&showForm=1

USERNAME: PASSWORD: Login

or

Passcode/Trial/New User Registration

If you do not have an existing Discovery Education account, please create one using the New User Registration form below.

NOTE : Fields marked with a * are required.

NAME:

First Name* Last Name* Title* School/Organization* Berks County IU14

SCHOOL/ORGANIZATION ADDRESS:

Country* Address Line 1 Address Line 2 City State / Province* Zip / Postal Code Phone Numbers Work Fax

EMAIL:

Search Media Webpage



The screenshot shows the Discovery Education website interface. At the top, the Discovery Education logo is on the left, and a search bar with a 'SEARCH' button is in the center. To the right of the search bar are links for 'Curriculum Standards Search' and 'Advanced Search'. In the top right corner, there is a 'Welcome, Rob' message and links for 'Profile', 'My Admin', 'Help', and 'Logout'. Below the search bar, there is a 'BCIU Berks County Intermediate Unit' logo. The main navigation bar includes links for 'Home', 'Teacher Center', 'Professional Development', 'My Content', 'My Builder Tools', 'Assignment Manager', and 'Classroom Manager'. On the left side, there is a 'SUBJECT/GRADE SEARCH' section with a 'BY SUBJECT' list (Careers/Work Place Skills, English/Language Arts, Health, Mathematics, Research/Study Skills, Science, Social Studies, Teaching Practices, Visual and Performing Arts, World Languages) and a 'BY GRADE' list (K-2, 3-5, 6-8). The central content area features a 'Shmoop' tab, a 'Live Event' tab, and a 'Life' tab. Below these tabs is a large banner for 'BCIU Berks County Intermediate Unit' with the text 'an educational service agency' and a note about Discovery Education streaming. On the right side, there is a 'Discovery Education' section with a grid of icons and a 'Learn More' button. Below that is an RSS feed subscription section with a 'Create an RSS Feed' button. At the bottom right, there is a 'MY BUILDER TOOLS' button. The footer contains the URL 'g.discoveryeducation.com/#'.

Results of Search

Discovery Education Search - Mozilla Firefox

File Edit View History Bookmarks Tools Help

search.discoveryeducation.com

Most Visited Outlook Web App PASS Explorer ANGEL Homepage https://mako.nova.ed... WebTychoWebTycho L.I.V.E. - Wilkes Univer... Microsoft Outlook We... bciuiPad - English iPa...

Using Free Web Resources ~1.pptx (7 MB) Search Ask Facebook Listen to music Amazon YouTube 49° Pine Grove, PA CNN Fun Games Options

Rob Lipton - Outlook Web App Discovery Education Search

My DE streaming Plus DEN

My Content My Builder Tools Assignment Manager Classroom Manager

NARROW MY RESULTS

You have selected:

Keyword: voting in the US [\(remove\)](#)

Grade [\(remove\)](#)

- 9-12

[Start Over](#)

CONTINUE NARROWING:

BY SUBJECT

- English/Language Arts (1)
- Science (2)
- Social Studies (11)
- Visual and Performing Arts (1)

BY GRADE

- K-2 (2)
- 3-5 (4)
- 6-8 (6)

BY MEDIA TYPE











- Full Video (8)
- Video Segment (3)

Results for voting in the US

View as:

Sort by: **Best Match** Most Popular Recently Added

1-12 of 12 Results

 FULL VIDEO (27:18) The Way We Live: Balance of Power: Politics & Government Contains: 6 Segments	 FULL VIDEO (25:52) Freedom: A History of US: Safe for Democracy? Contains: 7 Segments	 FULL VIDEO (25:52) Freedom: A History of US: March to Freedom Land Contains: 9 Segments	 FULL VIDEO (52:19) Connections: What's in a Name? Contains: 10 Segments	 FULL VIDEO (29:43) History in the Making: 1989 Contains: 14 Segments
 FULL VIDEO (27:02) Video Yearbook Collection: 1974	 FULL VIDEO (20:37) Video Yearbook Collection: 1972	 FULL VIDEO (49:52) Video Yearbook Collection: 1964	 VIDEO SEGMENT (03:43) Events in Vietnam and Cambodia	 VIDEO SEGMENT (07:14) The Jungle: A View of Industrial

Windows taskbar: 3:41 PM

Video Segments for your lesson

The screenshot displays the Discovery Education Player interface within a Mozilla Firefox browser window. The browser's address bar shows the URL: `player.discoveryeducation.com/index.cfm?guidAssetId=AE06E8B0-537A-4F87-8840-10759943EFE0&blnFromSearch=1&productcode=US`. The browser's toolbar includes various icons for navigation and search, and the bookmarks bar shows several frequently visited sites like Outlook Web App, PASS Explorer, and ANGEL Homepage.

The Discovery Education Player interface features a blue header with the Discovery Education logo, a search bar, and a navigation menu. The navigation menu includes links for Home, Teacher Center, Professional Development, My Content, My Builder Tools, Assignment Manager, and Classroom Manager. The main content area displays the video title "The Way We Live: Balance of Power: Politics & Government" and a large video player with a prominent "Play" button. To the right of the video player, there is a list of video segments, each with a thumbnail and a duration. The segments are:

- A Bitter Debate on a Ballot Initiative [05:22]
- Fighting Indifference, Escapism, & Resignation among Voters [03:39]
- Political Involvement among Minorities, Women, & the Poor [06:17]
- Lobbying & Political Participation [02:28]
- The American Political Spectrum [04:49]

The segment "The American Political Spectrum [04:49]" is highlighted with a red circle. The bottom of the browser window shows the Windows taskbar with various application icons and the system clock indicating 3:43 PM.

Downloaded Video



Need Help with Discovery ED?

Discovery Education - Teacher Center - Mozilla Firefox

File Edit View History Bookmarks Tools Help

teachers.discoveryeducation.com/professionalDevelopment/

Welcome, Rob Profile My Admin Help Logout

Discovery EDUCATION™

Curriculum Standards Search | Advanced Search

BCIU Berks County Intermediate Unit an educational service agency

My DE streaming Plus DEN

My Content My Builder Tools Assignment Manager Classroom Manager

Professional Development

Make the most of Discovery Education content with these tutorials on how to best use the world's highest quality educational media service in your classroom.

Getting Started Need Help? Contact Us

Streaming

Home | DE Basics | Digital Media Integration | Tools & Features | Trainer's Resources

DE Basics

Introduction to Discovery Education
New to Discovery Education *streaming*?

DE Basics will guide you through the fundamentals of Discovery Education *streaming*

Digital Media Integration

Get Ideas on Integrating Digital Media
The possibilities are endless when it comes to integrating Discovery Education *streaming* into your curriculum or presentations.

Upcoming Webinars

View All »

By Date	By Program
11/3 1:00 pm	Exclusive Session for Teachers and Students with Robotics Expert
10/24 7:00 pm	Discovery Education Health 101
10/25 6:00 pm	Team Board Draw I
10/25 7:00 pm	May I Have Your Attention Please... The Following Is THEIR Safety Announcement
10/26 4:00 pm	Techbook Admin Webinar
10/26 7:00 pm	Siemen's We Can Change the World Challenge
10/27 7:00 pm	2011-2012 Read to Succeed Program

3:49 PM

What WE Accomplished

- Standards Align System (SAS)
 - Find PA Social Studies Standards - <http://www.pdesas.org/>
- Thinkfinity
 - Catalog of over 100,000 instructionally specific websites - www.thinkfinity.org/
- Discovery Education
 - Content rich multimedia resources website - <http://www.discoveryeducation.com/>

QUESTIONS



Robert B. Lipton, PhD.
Office of Professional Development
Berks County Intermediate Unit
610-987-8481
484-256-0614 Cell